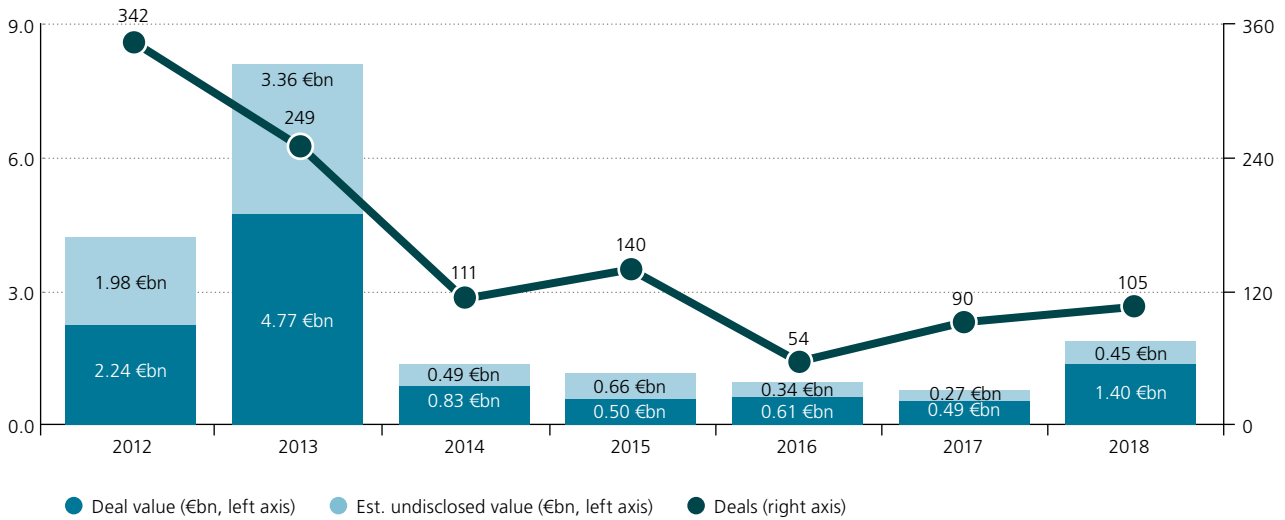


Ukraine

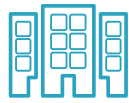
Deals by value and volume in Ukraine (2012-2018)



Number of deals by sector in 2018

Real Estate & Construction

26



Finance & Insurance

10



Services

5



Agriculture & Farming

19



Wholesale & Retail

7



Food & Beverage

4




Manufacturing

12



Energy & Utilities

5



Other

17



Top 10 deals in Ukraine in 2018

Target	Sector	Deal Type	Stake %	Buyer	Country of Buyer	Deal Value (€m)	Value Source ◆
Pokrovske Colliery *	Mining (incl. oil & gas)	Acquisition	98.1	Metinvest Holding	Ukraine	619.8	3
Kuznya on Rybalsky Plant	Manufacturing	Acquisition	100	TAS Group	Ukraine	282.1	2
Mriya Agro Holding	Agriculture & Farming	Acquisition	100	Saudi Agricultural and Livestock Investment Company	Saudi Arabia	212.8	2
Evraz DMZ	Manufacturing	Acquisition	97.7	Development Construction Holding	Ukraine	86.9	1
AXA Insurance; AXA Life Insurance	Finance & Insurance	Acquisition	100	Fairfax Financial Holdings	Canada	21.8	2
Renaissance Business Centre	Real Estate & Construction	Acquisition	100	Vadim Grigoryev - private investor	Ukraine	21.2	2
Ergopack	Manufacturing	Acquisition	90	Sarantis	Greece	16.7	1
Shpola-Agro Industry	Agriculture & Farming	Acquisition	100	LNZ-Agro	Ukraine	13.5	1
EVO.company	Telecoms & IT	Acquisition / Merger	56	Rozetka.ua	Ukraine	11.9	2
Irpın-Budproekt-Plus	Real Estate & Construction	Acquisition	majority	Dragon Capital Investments	Ukraine	11.0	2

◆ **Value source – key:**

1. Official data
2. Market estimate provided by EMIS and based on publicly available information
3. EMIS Estimate

NOTES:

* The deal involves several transactions in which the aggregated stake was acquired directly by Metinvest, its subsidiary Industrial Coal Holding, and other affiliated companies of Metinvest.

Other real estate deals done by Dragon Capital are not included as their deal values are not disclosed.

FMO and Diligent Capital Partners' acquisition of a minority stake in Allseeds is not included as the deal value is not disclosed.